

Instructions to use MapPlace on Google Chrome or Firefox with "IE Tab" extension

This document describes the steps to install and setup Google Chrome or Firefox to use MapPlace web services. This is a solution to view MapPlace maps on an IE Tab for Google Chrome or Firefox, for users who have had difficulty with certain functions on MapPlace that no longer work with Internet Explorer 10.

Prerequisite:

The MapGuide 6.5 viewer for Internet Explorer must be installed. If not, download and install it from here: <http://download.autodesk.com/esd/mapguide/SP1/ENG/MgControl6.5SP1.exe>

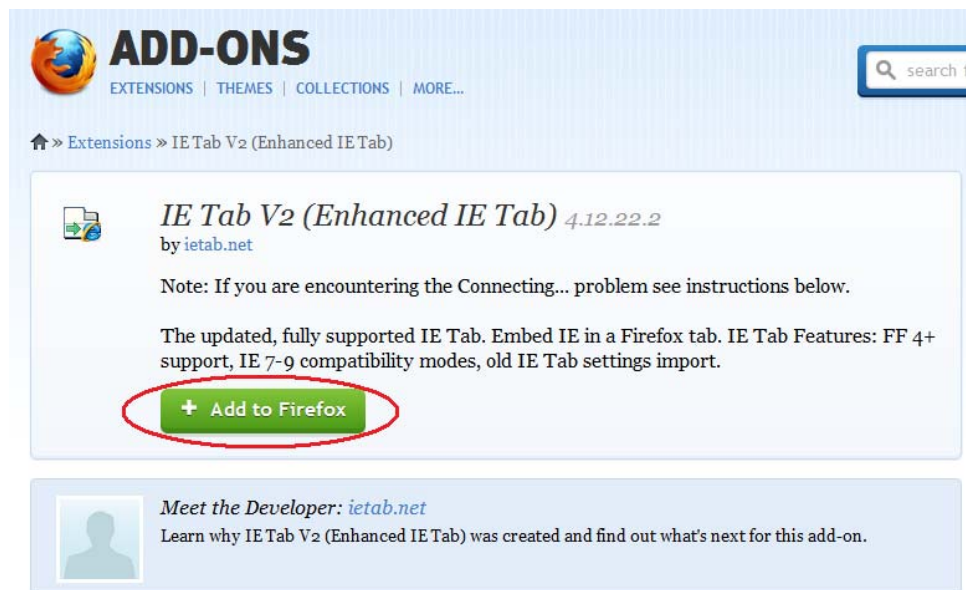
Step 1 **Download and install Google Chrome or Firefox.**

Step 2 **Download and install IE Tab for Google Chrome or Firefox from the following site:**
<http://www.ietab.net/>

Alternately, IE Tab can be installed by the following steps for Firefox:

Click "+ Add to Firefox" to add IE Tab V2 from the following URL:

<https://addons.mozilla.org/en-US/firefox/addon/ie-tab-2-ff-36/>



Step 3 **Add URLs to IE Tab**

Add the URLs for the sites to view on IE Tab, such as:

<http://www.em.gov.bc.ca/>*

<http://webmap.em.gov.bc.ca/>*

http://webmap.em.gov.bc.ca/mapplace/minpot/ex_assist.cfm*

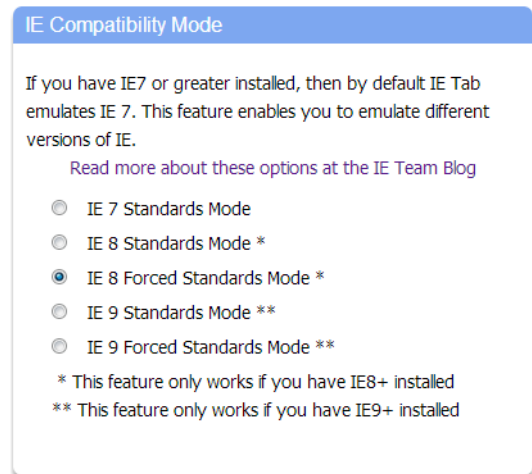
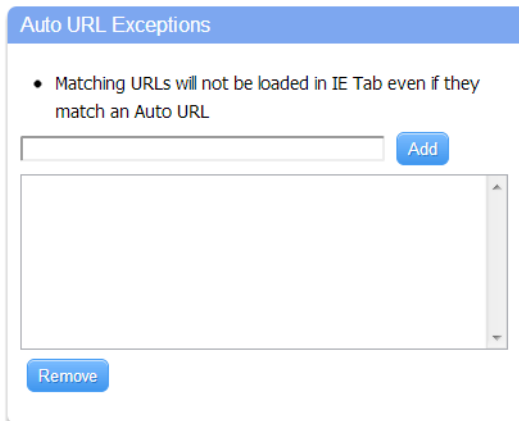
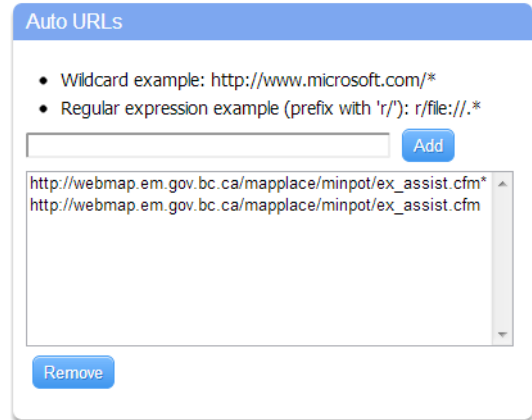
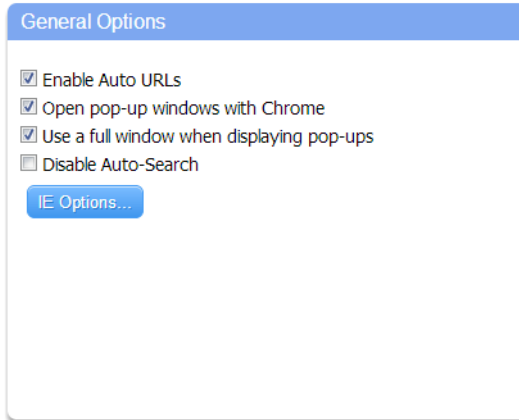
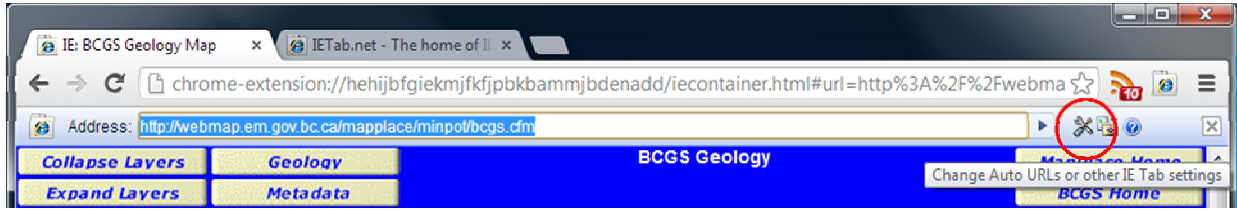
<http://webmap.em.gov.bc.ca/mapplace/minpot/bcgs.cfm>*

<http://www.em.gov.bc.ca/Mining/Geoscience/ARIS/BuildMaps/Pages/default.aspx>

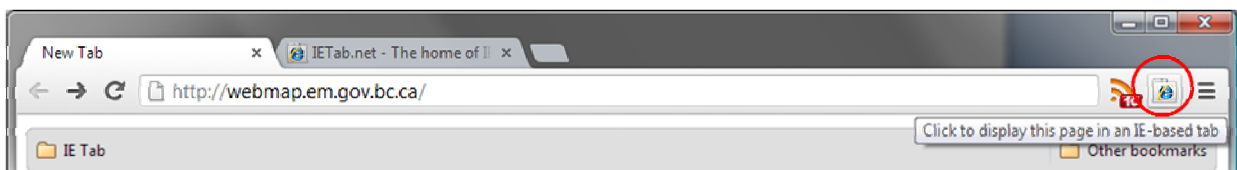
<http://webmap.em.gov.bc.ca/mapplace/minpot/mapbuilder.htm>

<http://www.em.gov.bc.ca/Mining/Geoscience/MapPlace/MainMaps/Exploration/>

Example setting shown in Chrome:



Alternately, you can view the page in **IE Tab** by right clicking on the page, select **IE Tab Options**, then **Open in IE Tab** or, select the IE-based tab option in the upper right corner:



From Firefox menu: Tools\Addons\Extensions\IE Tab 2\Options\
Or: Tools\IE Tab 2\Options

IE Tab 2 (FF 3.6+) 4.12.22.2
By ietab.net

Enhanced version of the classic IE Tab that includes support for Firefox 3.6 and beyond.

Just like the classic IE Tab, this updated version of IE Tab allows you to use IE to display web pages in a tab within Firefox. This updated version includes support for Firefox 3.6 and will continue to be updated with new features and enhancements.

SOURCE CODE
=====

The source code project for IE Tab can be found here: <http://code.google.com/p/ietabv2/>

=====

BUGS / PROBLEM REPORTS

Please don't report problems in the comments. We would actually like to help solve them :-), and the comment area is not an effective place to do that. You can get help and report problems here: <http://www.ietab.net/forum>

=====

CONNECTING... PROBLEM OR PROBLEMS WITH LATEST UPDATE

The latest update to IE Tab 2 is revealing a bug in Tab Mix Plus and other extensions where all tabs will just say "Connecting..." and the enter key won't work. Sorry for the inconvenience. We have worked around the problem and published a fix which is waiting for review, but can be downloaded here:

https://addons.mozilla.org/firefox/downloads/file/183644/ie_tab_v2_enhanced_ie_tab-4.12.22.2-fx-windows.xpi?src=devhub

Automatic Updates Default On Off

Last Updated June-04-13

Homepage <http://www.ietab.net/ffietab>

Rating 364 reviews

Options **Disable** **Remove**